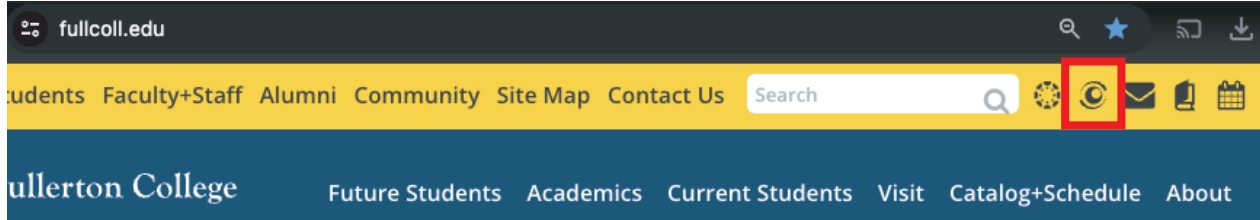


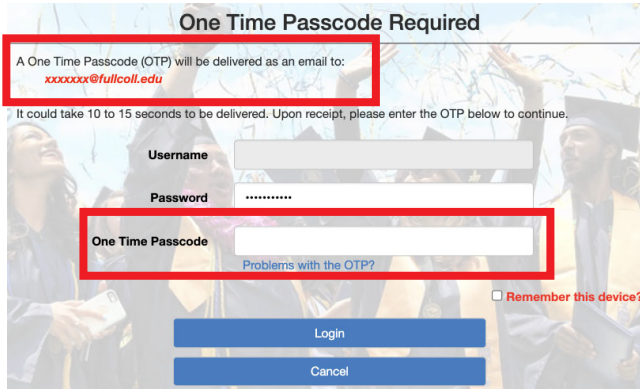
# HOW TO ACCESS YOUR STUDENT EDUCATIONAL PROGRAM PLAN

**STEP 1:** Go to the Fullerton College website at [www.fullcoll.edu](http://www.fullcoll.edu).

**STEP 2:** Log into myGateway.



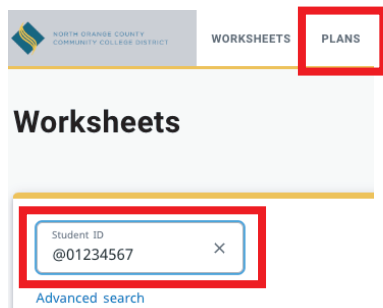
**STEP 3:** Complete login process by accessing your one time passcode from your email on file.



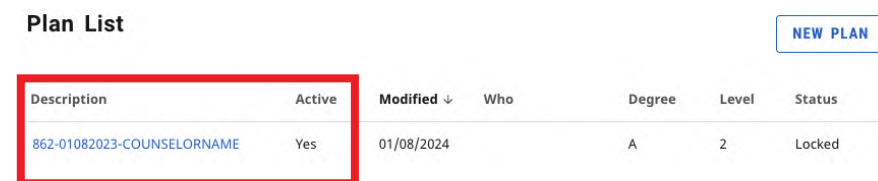
**STEP 4:** Click on "Student Tools" under "Tools" on the left sidebar in myGateway, then click on "Degree Works."



**STEP 5:** Type in your student ID number with the "@" symbol in front and click on "PLANS."



**STEP 6:** Click on the plan under the "Plan List" that says "Yes" under the word "Active."



**STEP 7:** Click on note icons that are blue to see valuable notes that are on your plan.

